



Online Continuing Education Courses  
www.OnlineCE.com www.ChiroCredit.com

---

## Connecting to a ChiroCredit.com Teleseminar/Webinar

Connecting to the meeting is as easy as 1...2...3 (pictures for your convenience)

**You cannot use an Iphone or Ipad for this event**

**1. Start by Downloading the Adobe Connect Application - Please do in advance of the seminar. You only need to do this once**


For Windows: [www.adobe.com/go/ConnectShell11](http://www.adobe.com/go/ConnectShell11)


For Mac: [www.adobe.com/go/ConnectSetupMac](http://www.adobe.com/go/ConnectSetupMac)

For Android: Download Adobe Connect App

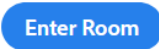

**2. About 20 - 30 minutes before the event:** Login to [www.ChiroCredit.com](http://www.ChiroCredit.com) and under My Scheduled Teleseminars, click on the link for the event.

A login screen comes up - **LOGIN AS A GUEST. You must enter your first and last name and click enter room.**

Guest  User

Name  
*Type here* 

By entering a Name & clicking "Enter Room", you agree that you have read and accept the [Terms of Use & Privacy Policy](#)

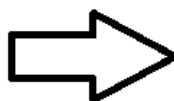
 

Your browser will display an option to open in the Adobe Connect App - check the box to "always allow onlinece.adobeconnect.com to open link of this type in the associated app" and then click on "open Adobe Connect" button and the room will open

Open Adobe Connect?

<https://onlinece.adobeconnect.com> wants to open this application.

Always allow onlinece.adobeconnect.com to open links of this type in the associated app



Open Adobe Connect

Cancel

**3. Connect by VoIP to hear the event:** Approximately **15 minutes before the start of the event**, a box that says “Join Audio Conference” will appear in the center of your screen. Click on "Listen Only."



You should automatically hear music or the moderator talking through your speakers. If you do not:

- Be sure the volume on your computer is on and turned up
- There is small speaker icon at the top of your screen. If it is not green, click on the dropdown and click on ‘unmute my speakers’.

Once Connected, use the Q & A box on the left for real time, direct communication.

If you cannot connect with VoIP, call in by phone : 605-475-5604 and when prompted enter Participant Code 669613#

If you need support, please email [support@chirocredit.com](mailto:support@chirocredit.com) or call 860-463-1792

**Read all this important stuff!!!**

### **During the Event – Very Important to get proper CE credit**

We ask interactive polling questions during each seminar hour. These will popup on your screen during the event. Your selections are anonymous to everyone in the meeting room, but you must answer them as they are verification of your attendance. If you do not answer them for any reason, it is your responsibility to immediately contact us via the Q & A chat or you may not get credit for the seminar. You should also jot down you answers in case we ask you for them.

Be sure to write down the PIN code when announced during the seminar

### **The Webinar/TeleSeminar Ends– Do not disconnect until you read this and see the post seminar questions**

Before midnight on the day of the event, login to [www.chirocredit.com](http://www.chirocredit.com). On your personal homepage, the name of the event is listed under incomplete courses. If you do not see it, please refresh your page, or click on the link for "my personal homepage. If it still does not appear, let us know via the Q & A chat.

Click on the start button next to the name of the event and the system will ask you for the PIN code. When the page opens, scroll down and answer the post seminar quiz questions. Answer them all and submit your answers. If you get them all correct you will see a congratulations message and you can submit an optional survey form. If you do not see the congratulations message, you did not get all the answers correct and you will need to answer the incorrect ones again.

Enjoy the event and if you have any questions, please email us at [support@chirocredit.com](mailto:support@chirocredit.com)